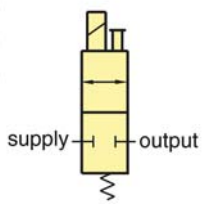
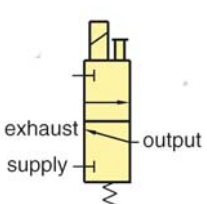
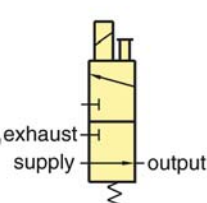


Order Information										
Type	Working Pressure	12 VDC	24 VDC	24 VAC	110 VAC	220 VAC	Watts	Orifice	Connector	Base No.
 <p>2/2 Normally-Closed</p>	0 to 10 bar		•				1	0.8	Terminal	E215D-1T *
	0 to 10 bar	•	•	•			2.5	1.1		E215E-2T *
	0 to 7 bar	•	•	•			2.5	1.6		E215F-2T *
	0 to 10 bar		•				1	0.8	DIN	E215D-1D *
	0 to 10 bar	•	•	•	•	•	2.5	1.1		E215E-2D *
	0 to 7 bar	•	•	•	•	•	2.5	1.6		E215F-2D *
	0 to 10 bar		•				1	0.8	Wire Leads, 300 mm	E215D-1W *
	0 to 10 bar	•	•	•			2.5	1.1		E215E-2W *
	0 to 7 bar	•	•	•			2.5	1.6		E215F-2W *
	0 to 10 bar		•				1	0.8	90° with LED	E215D-1L *
	0 to 10 bar	•	•				2.5	1.1		E215E-2L *
	0 to 7 bar	•	•				2.5	1.6		E215F-2L *
	0 to 10 bar		•				1	0.8	In-Line with LED	E215D-1C *
	0 to 10 bar	•	•				2.5	1.1		E215E-2C *
	0 to 7 bar	•	•				2.5	1.6		E215F-2C *
 <p>3/2 Normally-Closed</p>	0 to 10 bar		•				1	0.8	Terminal	E315D-1T *
	0 to 10 bar	•	•	•			2.5	1.1		E315E-2T *
	0 to 7 bar	•	•	•			2.5	1.6		E315F-2T *
	0 to 10 bar		•				1	0.8	DIN	E315D-1D *
	0 to 10 bar	•	•	•	•	•	2.5	1.1		E315E-2D *
	0 to 7 bar	•	•	•	•	•	2.5	1.6		E315F-2D *
	0 to 10 bar		•				1	0.8	Wire Leads, 300 mm	E315D-1W *
	0 to 10 bar	•	•	•			2.5	1.1		E315E-2W *
	0 to 7 bar	•	•	•			2.5	1.6		E315F-2W *
	0 to 10 bar		•				1	0.8	90° with LED	E315D-1L *
	0 to 10 bar	•	•				2.5	1.1		E315E-2L *
	0 to 7 bar	•	•				2.5	1.6		E315F-2L *
	0 to 10 bar		•				1	0.8	In-Line with LED	E315D-1C *
	0 to 10 bar	•	•				2.5	1.1		E315E-2C *
	0 to 7 bar	•	•				2.5	1.6		E315F-2C *
 <p>3/2 Normally-Open</p>	0 to 7 bar	•	•	•			2.5	1.1	Terminal	E3015E-2T *
	0 to 5 bar	•	•	•			2.5	1.6		E3015F-2T *
	0 to 7 bar	•	•	•	•	•	2.5	1.1	DIN	E3015E-2D *
	0 to 5 bar	•	•	•	•	•	2.5	1.6		E3015F-2D *
	0 to 7 bar	•	•	•			2.5	1.1	Wire Leads, 300 mm	E3015E-2W *
	0 to 5 bar	•	•	•			2.5	1.6		E3015F-2W *
	0 to 7 bar	•	•				2.5	1.1	90° with LED	E3015E-2L *
	0 to 5 bar	•	•				2.5	1.6		E3015F-2L *
	0 to 7 bar	•	•				2.5	1.1	In-Line with LED	E3015E-2C *
	0 to 5 bar	•	•				2.5	1.6		E3015F-2C *

* Add Voltage Choice to the end of each Base Part Number. Example E315D-1L012